



جامعة الإمام عبد الرحمن بن فيصل  
IMAM ABDULRAHMAN BIN FAISAL UNIVERSITY

مستشفى الملك فهد الجامعي  
King Fahad Hospital The University

# Safe Handling of Hazardous Medications at Home



## What is general information about hazardous medications?

Some medications require special handling because they can be hazardous (harmful) to the patient or the caregiver when managed improperly, as they may cause changes within the body's cells.

## How does a person get exposed to these medications?

- Liquid medications during spillage.
- Inhaling powdered medication or coming into contact with it.
- Contact with body fluids of the patient, such as vomit or urine.

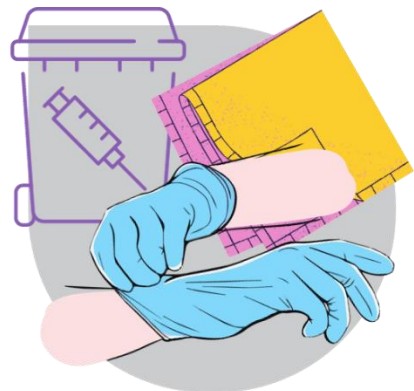


**Note:** Be careful when handling hazardous medications to avoid any potential risks, even if they seem minor.

## What can I do at home to reduce exposure to these substances?

Some tools you may need:

- Disposable gloves.
- A disposable gown when handling liquid medications.
- Soap or household cleaners (any brand can be used).
- A disposable cotton cloth (towel).
- A heavy-duty trash bag.
- Single-use oral dosing cups and syringes.
- A sharps container for injectable medications.



## What are the safety precautions when handling hazardous medications?

- Wash your hands before and after handling the medication.
- Wear single-use gloves when touching the medication.
- Ensure the glove is intact before use; do not use it if it is torn or punctured.
- When transferring a capsule\ tablet from the original container, use single-use medical cups.



## What are the safety precautions when handling hazardous medications?

- Use a heavy-duty trash bag to dispose all used items, such as gloves, cups, and others.
- Seal the bag tightly before disposing it with household waste.
- Keep the bag out of reach of children or pets.
- If you are pregnant, trying to get pregnant, or a primary caregiver, talk to your doctor or pharmacist about safe ways to care for the patient.

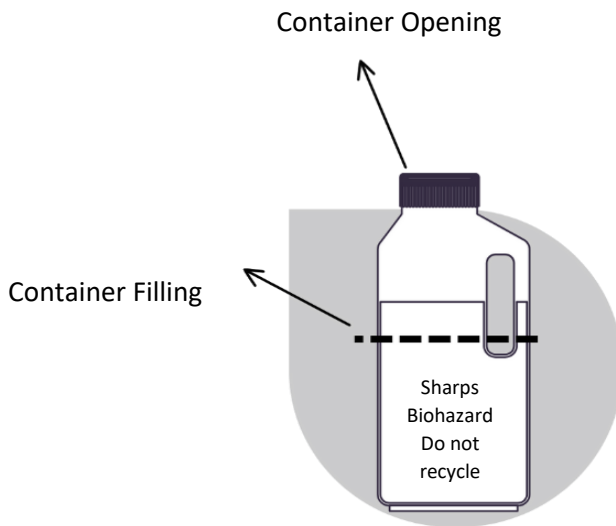


## How can you handle needles and sharp instruments?

- Avoid bending or breaking the needle.
- Keep the needle attached to the syringe.
- Dispose all sharp instruments or needles in a safe sharps' container.
- If you don't have a sharps container, use a heavy-duty plastic container, such as a cleaning product or liquid fabric softener bottle.
- It should be tightly sealed.
- The lid must be puncture-resistant.
- The container should be leak-proof, stable, and able to stand without tipping over.

## How can you handle needles and sharp instruments?

- Place the container in the middle of a filled, heavy-duty trash bag.
- Do not place the container in recycling.



## What are the safe storage methods for hazardous medications?

- Consult the pharmacist about appropriate storage methods for hazardous medications.
- Store hazardous medications in a separate location away from other medications.
- If the medication needs to be refrigerated, keep it in a different area, isolated from food.
- Keep medications out of reach of children.
- Keep hazardous medications stored in their original containers.





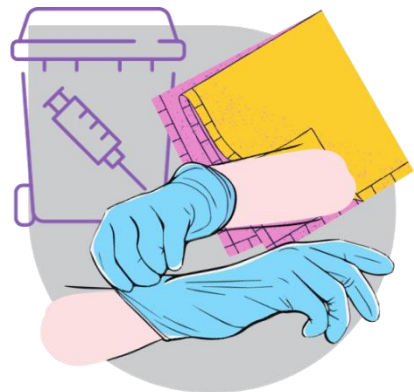
## What is the correct way to take hazardous medications?

- Follow the instructions and guidelines from your pharmacist and treating physician for taking the medication.
- If you miss a dose, discuss the matter with your doctor.
- Do not take a double dose if you forget a dose.
- Contact your doctor's office or pharmacist to discuss what to do if this happens.



## What should I do if hazardous medications spill accidentally?

- When a hazardous medication spills accidentally, wear a disposable gown and two pairs of gloves to clean up the spill.
- Use a disposable cloth to cover the spilled medication and wipe it up thoroughly. Use a household cleaner to clean the area three times.
- Dispose all used items in a bag and seal it tightly.



## What should I do if hazardous medications spill accidentally?

- The skin may become irritated upon contact with hazardous liquid medications.
- In this case, wash the area thoroughly with soap and water and dry it.
- Contact a doctor immediately if irritation or redness occurs in the area within 7 days.
- If the medication comes into contact with the eye, rinse it with tap water for at least 15 minutes and then contact a doctor.



## **What should I do if hazardous medications spill accidentally?**

Note: Inform the pharmacist or doctor during every clinic visit about all the medications you are taking, including hazardous medications.





**Note:**

---

---

---

---

---

---

---

---

---

---

---

---

---

---

Sources and references:

Some illustrations used from Canva.com and some provide by  
Department of Pharmacy Services.

Review and audit:

The content of this booklet has been reviewed by the Department of  
Pharmacy Services at King Fahd University Hospital.

Department of Pharmacy Services

---

Health Awareness Unit

IAU-23-475



جامعة الإمام عبد الرحمن بن فيصل  
IMAM ABDULRAHMAN BIN FAISAL UNIVERSITY

مستشفى الملك فهد الجامعي  
King Fahad Hospital The University